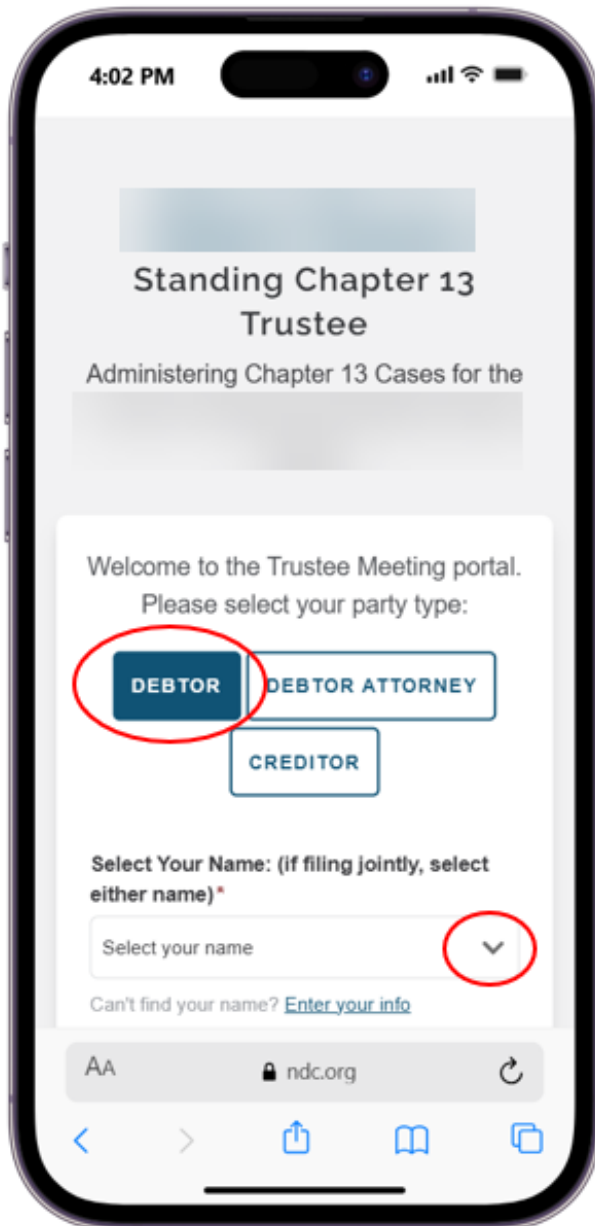


INSTRUCTIONS FOR DEBTORS TO CONNECT TO THE TRUSTEE'S 341 ZOOM PORTAL

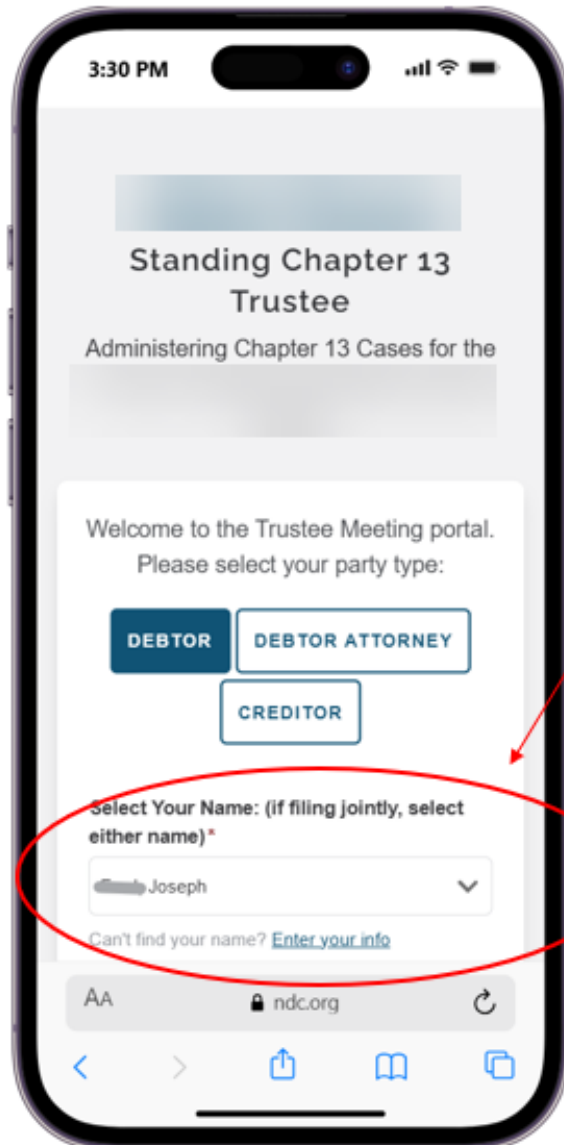
The Trustee's 341 Zoom Portal is a simplified way to connect to your Zoom 341 Meeting. Follow the instructions, below, to connect.

1. Open your web browser on your computer or smartphone and go to the Trustee's NDC zoom portal.

2. Make sure that the party type of **DEBTOR** is highlighted, then click the down arrow in the box next to the words 'Select Your Name'



3. Choose your name from the drop-down list. This will fill in your information. **If your name is not on the list, go to step 5.**



Choose your name from the drop-down list. **If your name is not on the list, go to step 5.**

4. If you would like to set up a free case monitoring account with the National Data Center (www.ndc.org), enter your email address.

3:32 PM

Can't find your name? [Enter your info](#)

First Name
Joseph

Last Name

Case Number

Yes, I want free email case monitoring!

* This is an optional service from ndc.org and you agree to the [Terms of Use](#)

Email Address:

Continue

ndc.org

Use the toggle button to set up your free account at the National Data Center. If you choose yes, enter your email address here.

5. If your name is not on the list, click the **Enter your info** link and enter your first name, last name and the last 4 of your Social Security Number. If you would like to set up a free case monitoring account with the National Data Center (www.ndc.org), enter your email address.

The screenshot shows a mobile application interface for the Trustee Meeting portal. At the top, the time is 3:37 PM and the location is Jersey. The main heading is "Welcome to the Trustee Meeting portal. Please select your party type:". Below this are three buttons: "DEBTOR" (highlighted in dark blue), "DEBTOR ATTORNEY", and "CREDITOR". Underneath is a section titled "Select Your Name: (if filing jointly, select either name)*" with a dropdown menu currently showing "Select your name". A red circle highlights the text "Can't find your name? [Enter your info](#)" below the dropdown. Below the name selection are three input fields for "First Name", "Last Name", and "Last Four SSN". The bottom of the screen shows a lock icon and the URL "ndc.org".

Can't find your name in the drop-down list? Click here to enter it manually.

3:39 PM

Can't find your name? [Enter your info](#)

First Name

Last Name

Last Four SSN

Yes, I want free email case monitoring!

* This is an optional service from ndc.org and you agree to the [Terms of Use](#)

Email Address:

Continue

ndc.org

Use the toggle button to set up your free account at the National Data Center. If you choose yes, enter your email address here.

6. Click the **CONTINUE** button

7. You must click the **AGREE & CONTINUE** button on the notice that pops up on the next window.

You are about to join the Zoom § 341 Meeting / Está a punto de unirse a la reunión de Zoom § 341

To join the Zoom § 341 Meeting of Creditors waiting room, please click Agree.

FBI INVESTIGATES BANKRUPTCY CRIMES

Federal law provides severe criminal penalties for bankruptcy crimes, which include bribery, concealment of assets, false statements, false claims, filing under a fictitious name and perjury. Title 18, United States Code, Section 152 and 3571, provide penalties of up to 5 years imprisonment or a fine of not more than \$250,000, or both.

Para ingresar a la sala de espera de la reunión de acreedores de Zoom § 341, por favor haga clic en "Agree" (aceptar).

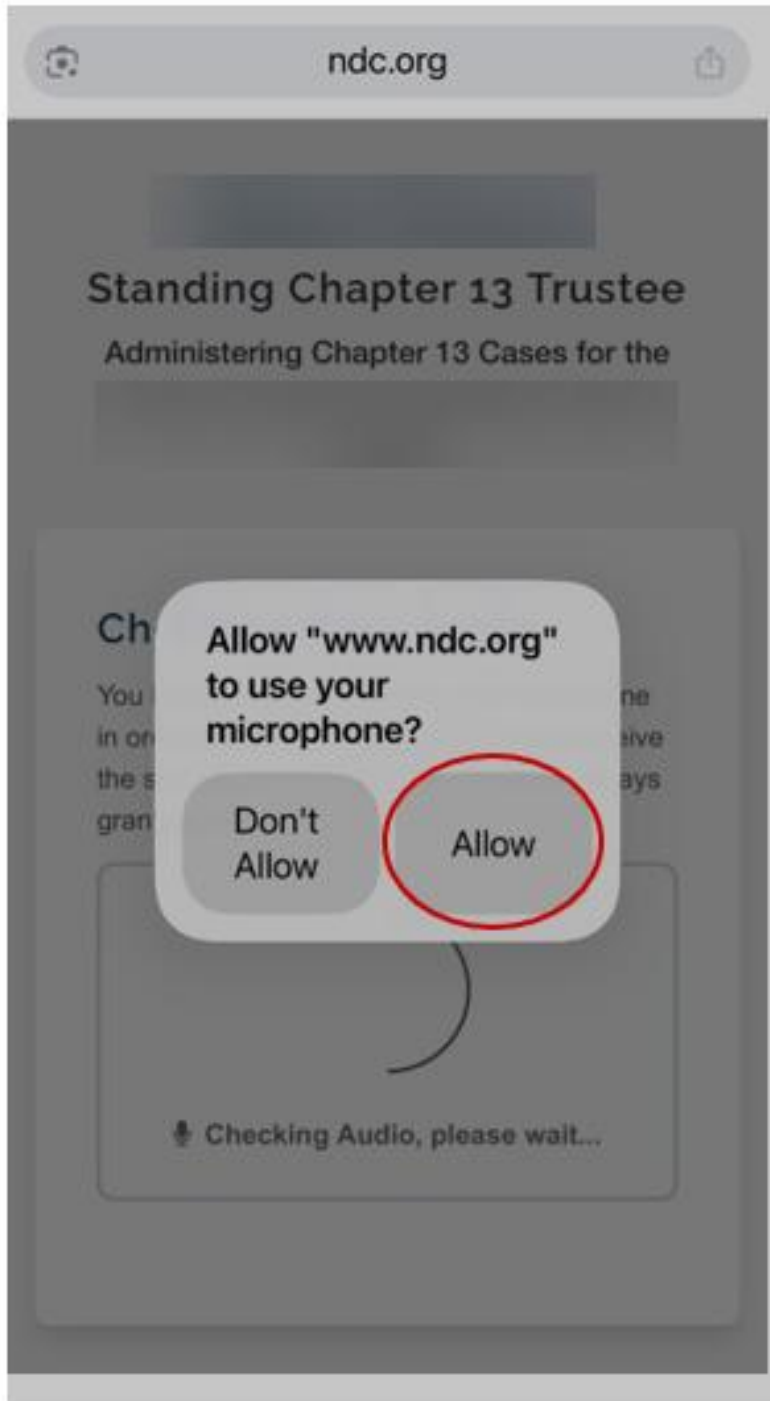
LA FBI INVESTIGA DELITOS DE BANCARROTA

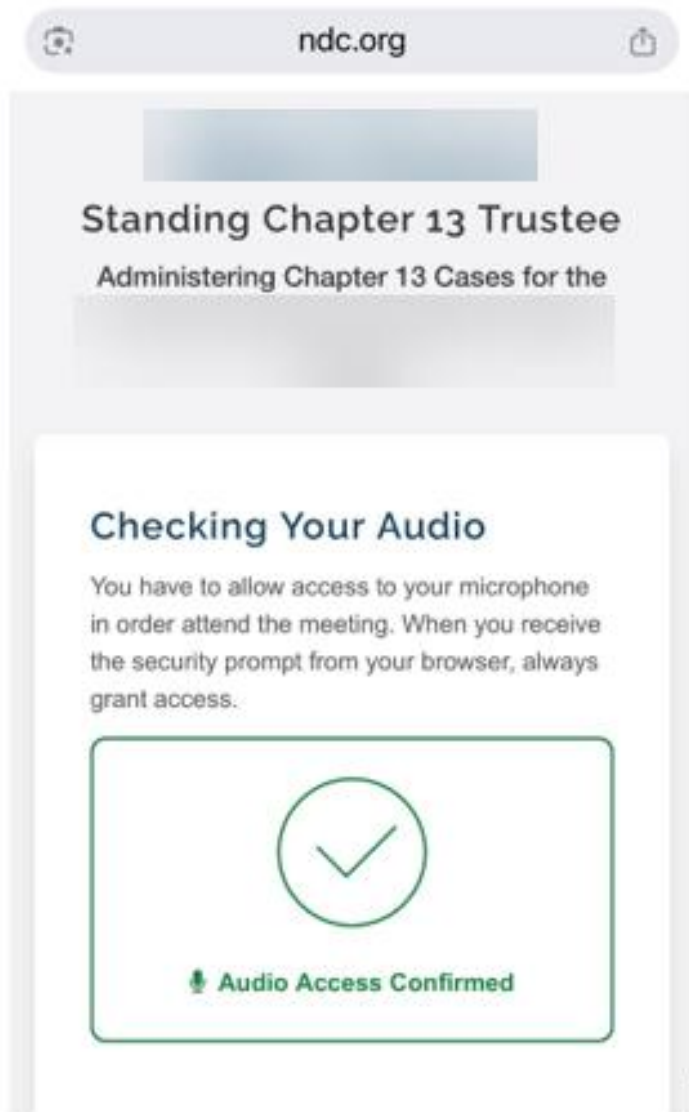
La ley federal establece severas sanciones penales para delitos de bancarrota, tales como el soborno, el encubrimiento de activos, declaraciones falsas, demandas falsas, declaraciones bajo nombres ficticios y perjurio. Los artículos 152 y 3571 del Título 18 del Código de los Estados Unidos establecen penas de hasta 5 años de prisión, multas no mayores a 250.000 dólares, o ambas.

Cancel

Agree & Continue

8. Click **ALLOW** to allow microphone access and wait for the screen to confirm audio access.





9. Click **ALLOW** to allow camera access and wait for the screen to confirm video access.



[Redacted]

Standing Chapter 13 Trustee

Administering Chapter 13 Cases for the

[Redacted]

Checking Your Video

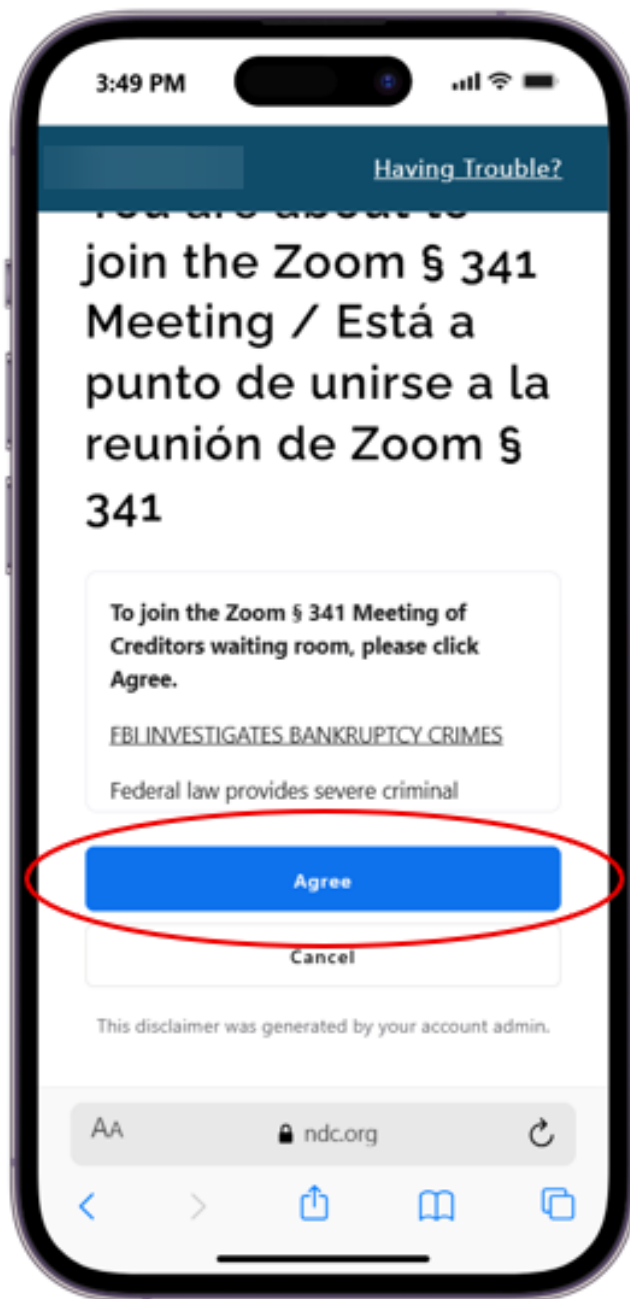
You have to allow access to your camera in order attend the meeting. When you receive the security prompt from your browser, always grant access.



 Video Access Confirmed

****YOU MUST ALLOW CAMERA AND MICROPHONE ACCESS IN ORDER FOR THE TRUSTEE'S STAFF TO SEE AND HEAR YOU****

10. Agree to the terms by clicking the **AGREE** button.



11. Click the **JOIN** button to join the meeting. You will be placed in the waiting room. Wait there until the Trustee's staff admits you to the 341 Meeting.

